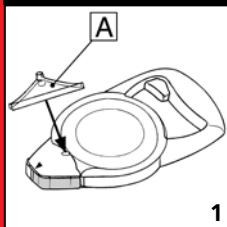


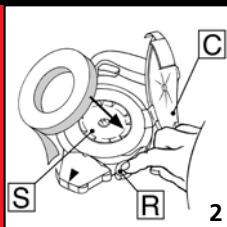
TAPE DISPENSER 24 MM



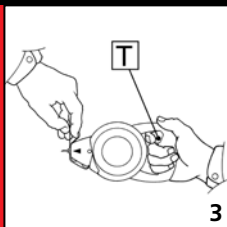
BEFORE USE



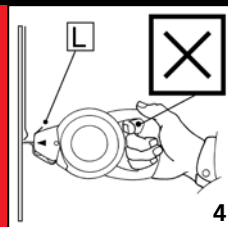
INDICATOR (A) CAN BE POSITIONED AT BOTH SIDES
USE INDICATOR FOR NARROW AND SLOPING WINDOW FRAMES



OPEN COVER (C) & ROLLER ARM (R). PUT 24MM TAPE ON SPOOL(S), LED TAPE THROUGH, CLOSE ROLLER ARM AND COVER



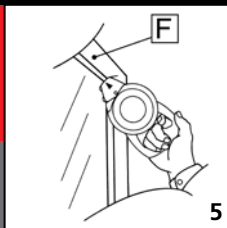
PRESS TAPE AGAINST SAFETY LOCK (L) & PULL TRIGGER (T)



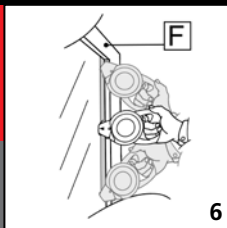
WARNING: DO NOT CUT WHILE FRONT END TOUCHES BODY, SURFACE OR OBJECTS!

USAGE

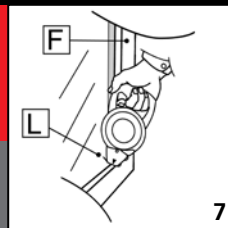
A indicator
C cover
L safety lock
R roller arm
S spool
T trigger
F window frame



POSITION DISPENSER IN WINDOW CORNER AND AGAINST WINDOW FRAME (F)



WHILE TAPING TILT THE DISPENSER COMPLETELY



REACHING NEXT CORNER SAFETY LOCK WILL ACTIVATE TRIGGER & PULL (T); TAPE WILL BE CUT PRECISE & STRAIGHT
WARNING: DISPENSER COMPLETELY TILTED

D

- 1 ANZEIGE (A), AN BEIDE SEITEN ZU BENUTZEN, FÜR ABLAUFENDE UND SCHMALLE FENSTER. WÄHREND DES ABROLLENS SCHWENKT DIE ANZEIGE
- 2 ÖFFNEN SIE DEN DECKEL(C) & ROLLER ARM (R). SETZEN SIE DAS KLEBBAND EIN UND SCHLIESSEN SIE DEN DECKEL
- 3 DRÜCKEN SIE KLEBBAND GEGEN SICHERHEITSMCHANISMUS (L) UND BETÄTIGEN SIE DEN DRÜCKER (T)
- 4 GERADE AN: BETÄTIGEN SIE DEN DRÜCKER (T) NICHT WENN IM NAHE KÖRPER(Teil) ODER OBJEKT
- 5 DRÜCKEN SIE ABROLLER IN DIE ECKE DES FENSTERS (F) UND BEWEGEN SIE NACH UNTEN NAHE AM RAND
- 6 SCHWENKEN SIE DEN ABROLLER WÄHREND ANBRINGEN KLEBBAND
- 7 WENN SICHERHEITSMCHANISMUS (L) KOMPLETT IST EINGEDRÜCKT, BETÄTIGEN SIE DEN DRÜCKER (T). MESSER SCHNEIDET DAS ABKLEBBAND PRÄZISE & GERADE
GERADE AN: DREHE KLEBBAND ABROLLER KOMPLETT

NL

- 1 INDICATOR (A) AAN BEIDE ZIJDEN TE GEBRUIKEN VOOR AFLOPENDE EN SMALLE GLASLATTEN
- 2 OPEN DEKSEL(C) & TAPE ARM(R). DOE 24MM BREED TAPE OM SPOEL(S) EN SLUIT TAPE ARM EN DEKSEL
- 3 DRUK TAPE TEGEN SAFETY LOCK (L)
PAS OP: HAND WEG BIJ VOORKANT DISPENSER
- 4 WAARSCHUWING: NIET SNIJDEN ALS VOORKANT TEGEN OBJECT OF LICHAAM KOMT
- 5 DRUK DISPENSER TEGEN HOEK EN KOZIJN AAN (F)
- 6 DRAAI DISPENSER GEDURENDE HET TAPEN EN GEHEEL TOT IN DE HOEK
- 7 ALS SAFETY LOCK COMPLEET IS INGEDRUKT TREKKER (T) INDRUKKEN: TAPE WORDT PRECIES & RECHT DOORGESNEDEN

F

- 1 L'INDICATEUR(A) PEUT UTILISER À DEUX CÔTÉS.
- 2 EMPLOYEZ L'INDICATEUR POUR LES ARMATURES ÉTROITES ET EN PENTE DE FENÊTRE
OUVRIR LE COUVERCLE(C), INSÉRER LA BANDE ET FERMER LE COUVERCLE
- 3 PRESSÉ LA BANDE À LA MECHANIQUE DE SECURITE (L) ET ENFONCER LE RANDONNEUR(T)
- 4 ATTENTION ! NE PAS TOUCHER CORPS ET SUJETS
AVEC LE FRONTIER DE DÉVIDER QUAND ENFONCER LE RANDONNEUR (T)
- 5 COMMENCER DANS LE COIN BOUFER VERS LE BAS LONG DE LA BORDURE(F)
- 6 TOURNER DISPENSER COMPLÈTEMENT ET ENFONCER LE RANDONNEUR
- 7 MECHANIQUE DE SECURITE DOIT FAIRE IMPRESSE COMPLÈTEMENT

E



- 1 INDICADOR (A) PUEDE POR LOS DOS LADOS
- 2 UTILICE INDICADOR POR CEROS BAJOS Y INCLINADOS
- 2 ABRA TAPA (C) & PORTADOR RODANTE (R) COLOCA CINTA 24 MM Y CIERRA TAPA & PORTADOR RODANTE
- 3 APRETA CINTA CONTRA CERRADURA DE SEGURIDAD (L)
NO ACERCA POR LA PARTE DELANTERA Y DA AL GATILLO(T)
- 4 DISPENSADOR PRONTO PARA EL USO
- 4 ADVERTENCIA: NO CORTA SI PARTE DELANTERA TOCA CUERPO, SUPERFICIES O OBJETOS
- 5 COMIENCIE EN EL RINCON A LO LARGO DEL BORDE (F)
- 6 MUEVEM HACIA ABAJO Y VUELTE DISPENSADOR COMPLEMENTE
- 7 ALCANZADO PROXIMO RINCON CERRADURA DE SEGURIDAD ACTIVA EL GATILLO (T) DA EL GATILLO Y EL HOJA CORTE PRECISAMENTE Y RECTA

Equipment warranty and Limited Remedy:

THE FOLLOWING WARRANTY IS MADE IN LIEU OF ALL OTHER WARRANTIES, EXPRESSED OR IMPLIED, INCLUDING, BUT NOT LIMITED TO, THE IMPLIED WARRANTY OF MERCHANTABILITY, THE IMPLIED WARRANTY OF FITNESS FOR A PARTICULAR PURPOSE AND ANY IMPLIED WARRANTY ARISING OUT OF DEALING, A CUSTOMER OR A USAGE OF TRADE. MYPRO warrants that its QuiP taping brand dispensers will be free from defects for ninety (90) days after delivery. If any part is proved to be defective within the warranty period, then the exclusive remedy and MYPRO's and seller's sole obligation shall be, at MYPRO's option, to repair or replace the part, provided the defective part is returned immediately to MYPRO's factory or an authorized service station designated by MYPRO. A part will be presumed to have become defective after the warranty period unless MYPRO is notified of the problem no later than five (5) calendar days after the warranty period. If MYPRO is unable to repair or replace the part within a reasonable time, then MYPRO, at its option, will replace the dispenser.

Limitation of liability: MYPRO and seller shall not be liable for direct, indirect, special, incidental or consequential damages based upon breach of warranty, breach of contract, negligence, strictly liability or any other legal theory.

The foregoing Equipment Warranty and Limited Remedy and Limitation of Liability may be changed only by a written agreement signed by an authorized officer of MYPRO and seller.



FAST & EASY TAPING FOR CRAFTSMEN

- (US) HAND DISPENSER FOR MASKING TAPE UP TO 24 MM WIDE ACCURATE TAPING CUTS TAPE PRECISELY IN THE CORNER SHARP BLADE ADJUSTABLE TAPE BRAKE

SNEL & EENVOUDIG TAPEN VOOR SCHILDERS

- (NL) HAND DISPENSER VOOR MASKING TAPE TOT 24 MM BREED NAUWKEURIG AANBRENGEN SNIJD PRECIES AF IN DE HOEK ZEER SCHERP MES MET INSTELBARE REM

LEICHT & SCHNELL, PRÄZISES ANKLEBEN FÜR BAUBETRIEBE

- (D) HAND ABROLLER FÜR MASKING TAPE BIS 24 MM BREITE EXAKTES EINFÜHREN SCHNEIDET PRÄZIS IN DIE ECKE SCHARFES MESSER VERSTELLBARER ROLLENBREMSE

VITE ET FACILE MASQUAGE POUR LES PEINTRES PROFESSIONNELS

- (F) DÉVIDEUR À MAIN POUR MASKING TAPE ADAPTÉ MAX. 24 MM L'APPORT PRÉCIS COUPE PRÉCISIEUSE DANS LE COIN LE COUTEAU TRÈS AIGU AVEC FREIN RÉGLABLE

RAPIDO Y FACIL PARA PINTORES

- (E) DISPENSADOR DE MANO PARA CINTAS QUE MASCARA HASTA 24 MILIMETROS DE ANCHO PEGUE EXACTAMENTE CORTE PRECISAMENTE EN EL RINCON HOJA MUY AGUDA FRENO AJUSTABLE

PAS OPI! SCHERP MES. VOLG INSTRUCTIES NAUWKEURIG
 USE CAUTION! SHARP BLADE. FOLLOW OPERATING INSTRUCTIONS.
 GERADE AN! SCHÄRFES MESSER. BEFOLGEN SIE ANWEISUNGEN NAH.
 ATTENTION! COUPEAU TRÈS AIGU! SUIVRE LES INSTRUCTIONS.
 CUIDADO! HOJA AGUDA. SIGNE DIRECCIONES EXACTAMENTE

BLIJF WEG BIJ MES TIJDENS GEBRUIK
 STAY AWAY FROM KNIFE DURING OPERATION
 BLEIB WEG BEI MESSER WÄHREND DES GEBRAUCHES
 NE PAS VENIR LORS DU COUPEAU AU COURS DE L'UTILISATION
 NO TOCA HOJA DURANTE USADO



2009 MYPRO BV, Bentveld, The Netherlands

QuiP taping and MYPRO are registered trademarks, patents pending, design application pending

PLEASE VISIT OUR WEBSITE:
WWW.QUIPTAPING.COM